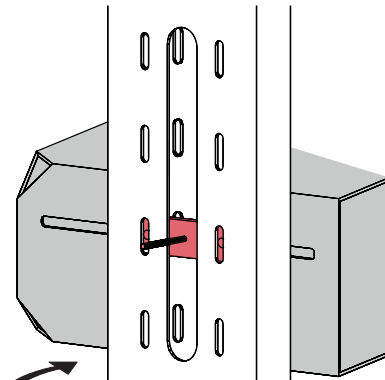
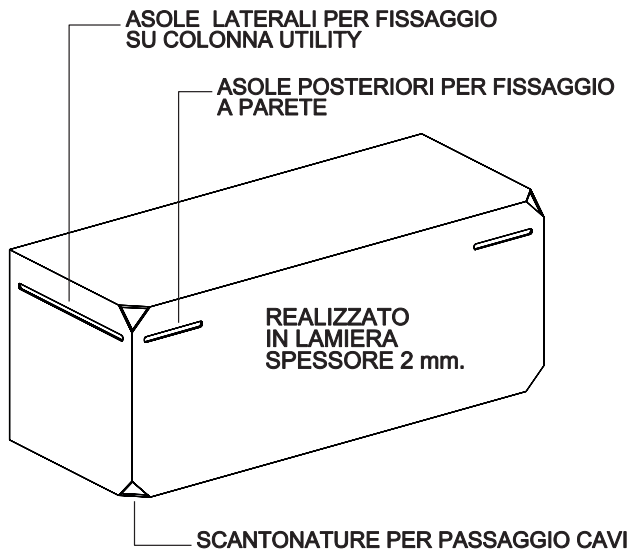
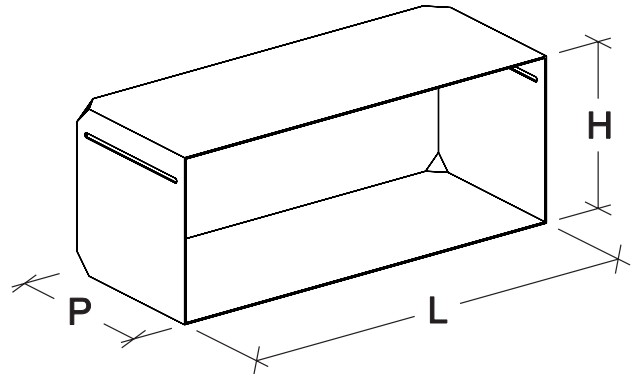


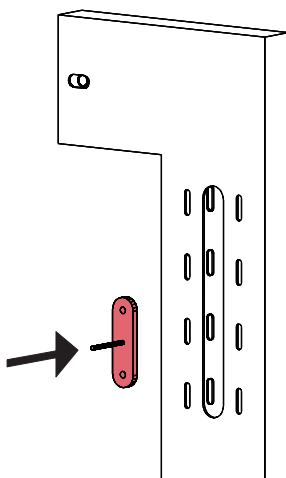
VANO UTILITY 600 L x 200 H x 200 P

DIMENSIONI DISPONIBILI:

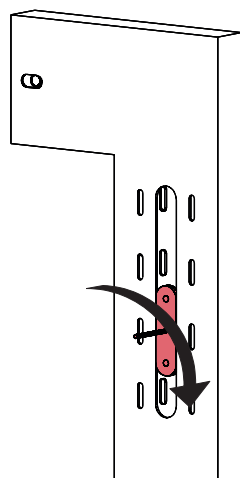
300Lx100Hx100P mm.	300Lx200Hx100P mm.
600Lx100Hx100P mm.	600Lx200Hx100P mm.
900Lx100Hx100P mm.	900Lx200Hx100P mm.
300Lx100Hx200P mm.	300Lx200Hx200P mm.
600Lx100Hx200P mm.	600Lx200Hx200P mm.
900Lx100Hx200P mm.	900Lx200Hx200P mm.
300Lx100Hx300P mm.	300Lx200Hx300P mm.
600Lx100Hx300P mm.	600Lx200Hx300P mm.
900Lx100Hx300P mm.	900Lx200Hx300P mm.



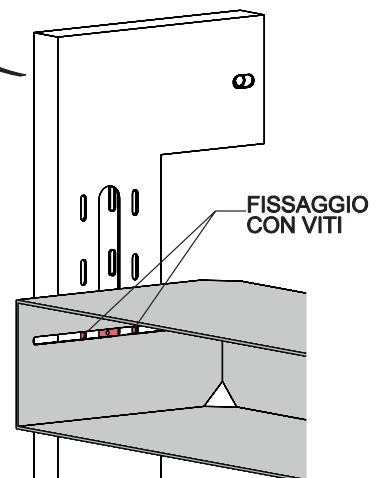
UNA VOLTA FISSATO
IL VANO LAMINA SVITARE
PERNO DI AUSILIO MONTAGGIO



INSERIRE PIASTRINO
AL INTERNO DELLA
COLONNA UTILITY



RUOTARE PIASTRINO E
FARE CORRISPONDERE
FORI FILETTATI CON LE ASOLE
DELLA COLONNA UTILITY



DALLA PARTE OPPOSTA
DELLA COLONNA UTILITY
FISSARE TRAMITE VITI
IL VANO LAMINA